



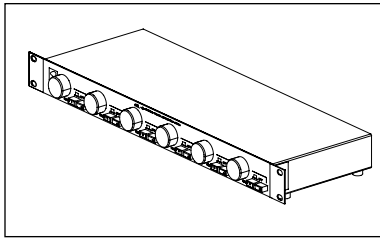
# IMPEDANCE-MATCHING LOUDSPEAKER SWITCHING SYSTEMS

ASL Series  
AST Series

## ASL SERIES

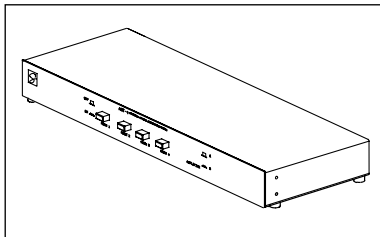


**ASL-4**  
( Shown With Rack-Mounting Brackets Attached )

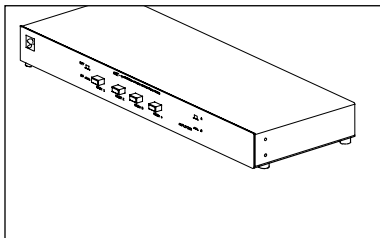


**ASL-6**  
( Shown With Rack-Mounting Brackets Attached )

## AST SERIES



**AST-4**  
( Shown Without Rack-Mounting Brackets )



**AST-6**  
( Shown Without Rack-Mounting Brackets )

### FEATURES

- Automatic Impedance-Matching and On/Off Push-Button Control
- Dual-Amplified Source Switching Capability
- Control of Four or Six Speaker Pairs in Multi-Room or Surround Sound Applications
- Choice of Models with Individual Loudspeaker Controls for Volume and Source Selection or System-Wide Source Selection Only
- Compact, Low-depth Size is Perfect for Shelf or Rack Mounting

### APPLICATIONS

These dual-amplified source, impedance-matching loudspeaker switching systems provide control of up to four (ASL-4, AST-4) or six (ASL-6, AST-6) loudspeaker pairs positioned in multiple room configurations. Units are designed to be used with one or two stereo amplifiers. This enables the user to access different program material (system A or B) or customize a configuration.

### GENERAL DESCRIPTION

The ASL and AST Series loudspeaker systems include an impedance protection circuit that operates in pairs, allowing each set of loudspeakers to operate directly and simultaneously from the amplifier for maximum efficiency. The left and right channels are completely isolated for protected operation. Models are 17" W x 1 1/2" H x 5 1/2" D (432 x 41 x 149mm) and can be shelf or 19" rack-mounted, with supplied brackets. All switcher models feature Euro-style screw terminals that will facilitate 12 to 24 ga. wire, push-button on/off controls for each connection, and attractive mar-resistant black finish. ASL Series are equipped with front-mounted volume controls and push-button A-B selector switches for each loudspeaker pair connection (four or six). AST Series provides for overall A-B system selection, but does not include volume controls.

**ASL Series.** Models ASL-4 and ASL-6 are designed to provide switching and volume control of up to four or six loudspeaker pairs respectively, and will accommodate any combination of loudspeakers with 4, 8, and/or 16 ohm impedance. ASL Series features an independent on/off switch, volume control, and A-B source selector switch for each loudspeaker pair. Volume controls are equipped with heat-reducing transformers; recognized for dependable operation in a closed environment. Attenuation is accomplished in eight steps; six steps of 3dB, one 6dB step and an off step. (Note: attenuators are employed and pre-set to guard against system overload so that when positioned at maximum volume; the full power of the source amplifier is divided equally among each of the loudspeaker pairs.) Models have a power handling capacity of 70-watts RMS\* / 210-watts audio.

**AST Series.** Models AST-4 and AST-6 provide for switching control of up to four and six loudspeaker pairs respectively, and will accommodate any combination of 8 and/or 16 ohm loudspeakers. Model AST-6 also features a switch for safe connection of 4 ohm loudspeakers. AST devices include separate on/off controls for each loudspeaker pair and one A-B source selector switch for overall system control. Loudspeaker volume can be adjusted using individual room volume controls such as the Atlas Sound DAT-8 or SAT-8 Series (not included). AST Series has a power handling capacity of 40-watts RMS\* / 120-watts audio.

MODEL	SPEAKER CAPACITY	POWER HANDLING		VOLUME CONTROLS	WIRE CAPACITY	WEIGHT LBS / KGS.
		*CONT.	AUDIO			
ASL-4	4 Pair	70-Watts RMS	210-Watts	4	12 to 24 ga.	9 lbs. / 4.1kgs.
ASL-6	6 Pair	70-Watts RMS	210-Watts	6	12 to 24 ga.	10.5 lbs. / 4.7kgs.
AST-4	4 Pair	40-Watts RMS	120-Watts	N/A	12 to 24 ga.	6 lbs. / 2.7kgs.
AST-6	6 Pair	40-Watts RMS	120-Watts	N/A	12 to 24 ga.	6.5 lbs. / 2.9kgs.

\* Per channel, 8 ohm load, single room (measured @50Hz continuous)

Specifications subject to change without notice



## Northeast Total Communications

Toll free: (800)-362-7542 Fax: (215)-639-2476 E-mail: info@ntcinc.com

FOUR

281

